
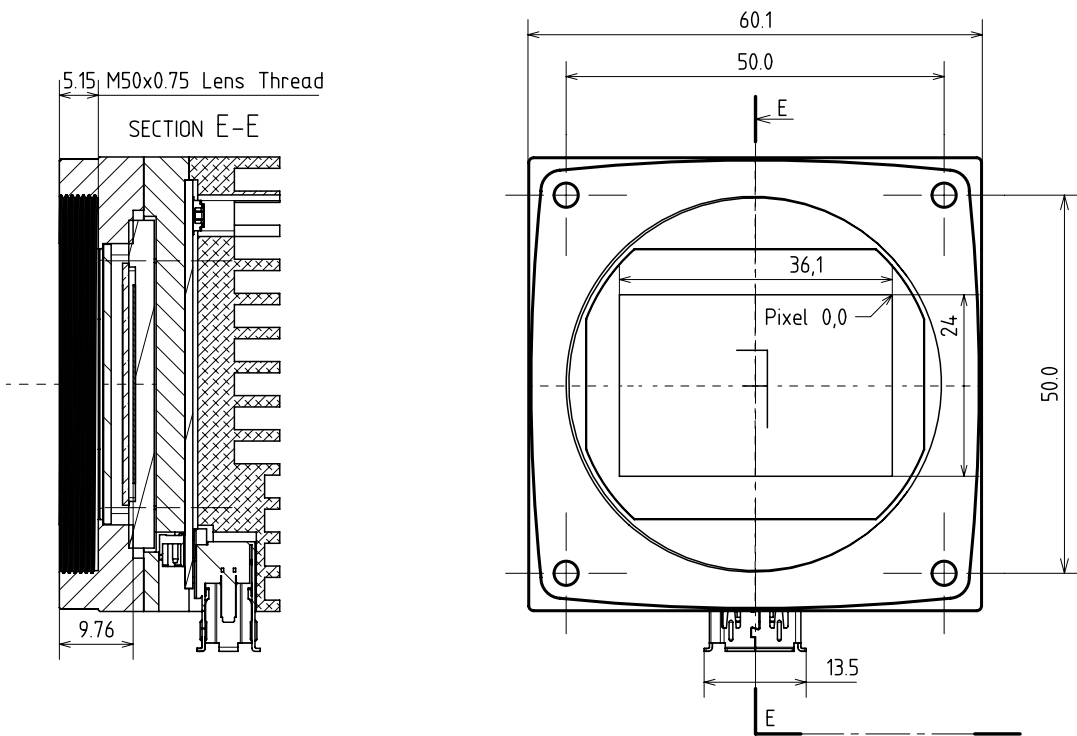
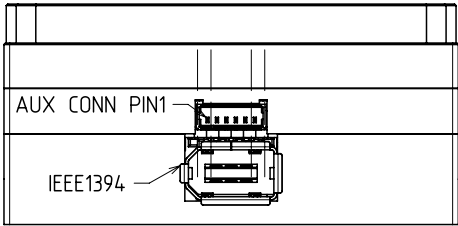


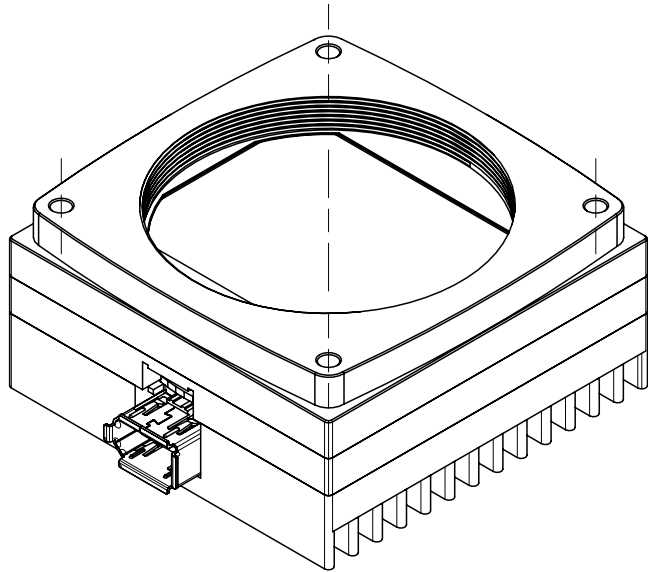
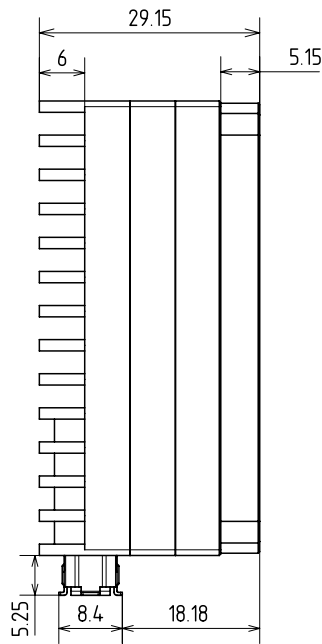
This drawings is the property of SOFTHARD Technology Ltd. No use thereof shall be made other than as a reference for proposals as submitted to SOFTHARD Technology Ltd. for jobs to be executed in conformity with such proposals unless the consent of said SOFTHARD Technology Ltd. has previously been obtained. No part of this drawing shall be copied or duplicated or its contents disclosed. The information contained on this drawing is confidential and proprietary.

Backfocal Distance Table @538nm:		n	
Geometric Backfocal Distance:	9.76	-	offset
CCD Glass Cover D263:	0.76	1526	0.26
Protection Glass BK7:	1.05	151872	0.36
Sensor Focal Plane Tolerance:	0.25	-	
Nominal Backfocal Distance in Air:	8.89	-	
Note: The Bacfocal distance is measured from the top of the flange to the top of the sensor die			



AUX CONNECTOR PINOUT:

	Description:	Electrical Type:	Nominal levels:	Notes:
PIN 1	GND - Signal Ground	Power	0V	
PIN 2	Internal Power Supply +3.3V	Power	3.3V	For factory use only, do not connect any external loads!
PIN 3	GX2 - Strobe Output	Output	3.3V	
PIN 4	GX1 - Trigger Input	Input	3.3V	Galvanically NOT isolated
PIN 5	Programmable I/O	I/O	3.3V	Function defined by Firmware
PIN 6	Programmable I/O	I/O	3.3V	Function defined by Firmware
Note 1: I/O pins are connected to the FPGA via 1K serial resistor				
Note 2: No additional ESD protection is provided within the camera body				
Note 3: Low logic level max 0.8V, High Logic level min 2.0V				
Note 4: Camera side Aux connector: Molex PN: 0532610671 or equivalent				
Note 5: Recommended mating parts: Molex P/N 0510210600 Female Housing, Molex P/N 0500588000 Crimp Terminal AWG28-32 or Molex P/N 0500798000 Crimp Terminal AWG26-28				
Note 6: Pre-assembled Aux cable kits with custom connector available upon request				



	Date:	Name:	PN:	Customer PN:	Surface Quality:
Designed	20090406	KLIMKOVITCH	MR11002C	NA	Ra 3.2
Drawn	20090524	STEFER			
Approved	20090527	LARIN	Project Class	Material:	Surface Finish:
QC	20090527	TIBENSKY		AA7019	Black Anodized
MFGP	20090527	MAJCHROVIC	MR11 Top Level Assembly	First angle projection	Weight:
Department:	HADOVNIK	Default tolerances:			188g
	ISO2768-f		Change	Date	Name
Document Nr:				Units:	Scale: 1:1
MR11002C20090524				mm	Format
				Doc Type:	A3
				Part Doc:	
				Version Revision	Page:
				1.3	1 of 1

